

# Key Statistics

02/04/2024 31/03/2025



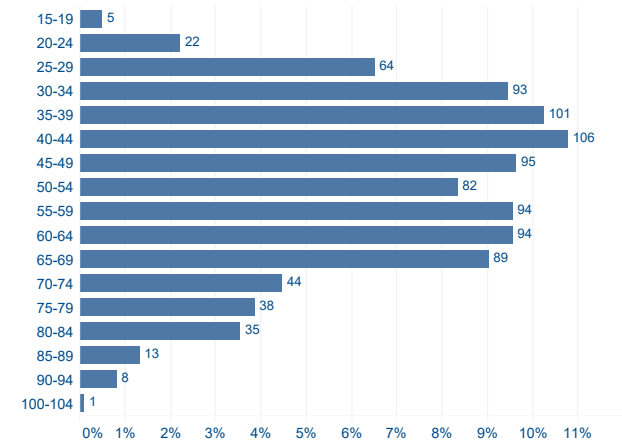
## Summary

<b>Clients</b>	<b>1,006</b>
<b>Quick client contacts</b>	
<b>Issues</b>	<b>4,349</b>
<b>Activities</b>	<b>5,167</b>
<b>Cases</b>	<b>1,363</b>
<b>Outcomes</b>	
Income gain	£511,024
Re-imbursments, services, loans	£29,945
Debts written off	£58,388
Repayments rescheduled	£6,723
Other	£102,065

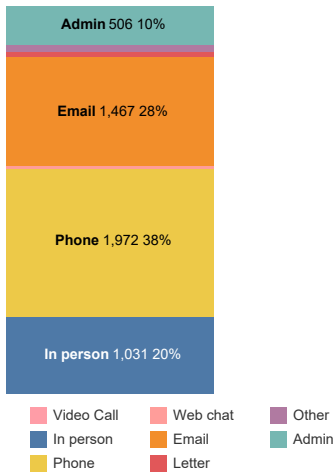
## Issues

Issues	Clients
Benefits & tax credits	368
Benefits Universal Credit	174
Charitable Support & Food Ban..	141
Consumer goods & services	53
Debt	162
Education	16
Employment	94
Financial services & capability	149
GVA & Hate Crime	9
Health & community care	45
Housing	189
Immigration & asylum	73
Legal	62
Other	23
Relationships & family	118
Tax	39
Travel & transport	34
Utilities & communications	53
<b>Grand Total</b>	<b>4,349</b>

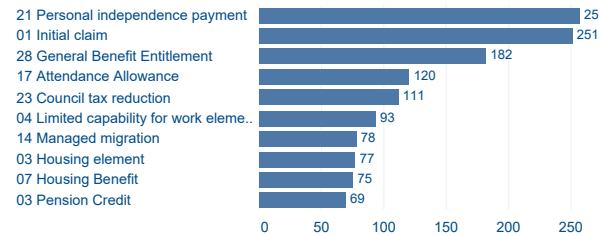
## Age



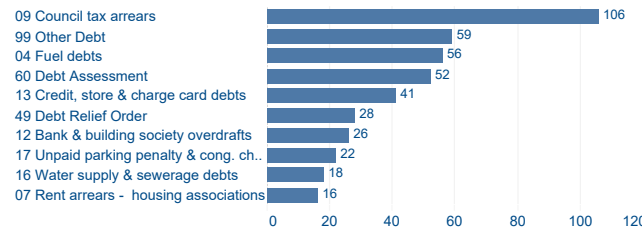
## Channel



## Top benefit issues



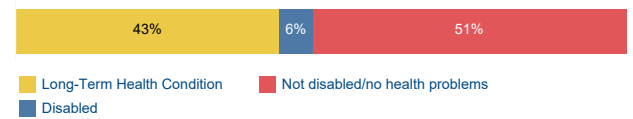
## Top debt issues



## Gender



## Disability / Long-term health



## Ethnicity

